

RAIN/MAINS CHANGEOVER SYSTEMS

MaxiSAVE 25mm Rain/Mains Systems



SPECIFICATIONS

- Max mains pressure 1050 KPa
- Max pump pressure 1050 KPa
- Flow rate >200 LPM
- Max Water Temperature 50C
- Rainwater Inlet 25mm 1" BSP F
- Mains Water in 25mm 1" BSP F
- Outlets 25mm 1" BSP F
- Weight 1.9 kg

FEATURES

- Easy to install
- Full flow 1" Dual Outlets
- Patented design
- Does not require regular maintenance
- No electrical consumption - No electronic components
- Solid brass construction - Fully weatherproof - Built to last
- Suitable for any pressure pump with sufficient head pressure
- Can be mounted in any position
- No in-tank float required
- Mains pressure not limited
- Certified dual check valve for backflow prevention

MODEL RANGE

Model	Description
MHR25	MaxiSAVE Hydraulic Rain/Mains Valve DN25
MHR370	MaxiSAVE MHR25 Rain/Mains Valve with Hyjet HSJ370 Pressure Pump
MHR550	MaxiSAVE MHR25 Rain/Mains Valve with Hyjet HSJ550 Pressure Pump
MHR750	MaxiSAVE MHR25 Rain/Mains Valve with Hyjet HSJ750 Pressure Pump
MHR1000	MaxiSAVE MHR25 Rain/Mains Valve with Hyjet HSJ1000 Pressure Pump
MHR2-40	MaxiSAVE MHR25 Rain/Mains Valve with Hyjet HCM2-40 Pressure Pump
MHR2-60	MaxiSAVE MHR25 Rain/Mains Valve with Hyjet HCM2-60 Pressure Pump
MHR4-60	MaxiSAVE MHR25 Rain/Mains Valve with Hyjet HCM4-60 Pressure Pump
MHRS1	MaxiSAVE MHR25 Rain/Mains Valve with Hyjet HSM750-PC Pressure Pump
MHRS2	MaxiSAVE MHR25 Rain/Mains Valve with Hyjet HSM1100-PC Pressure Pump

Certified to:

WaterMark ATS 5200.477

WMK 60075

Complies with AS/NZS 3500.1

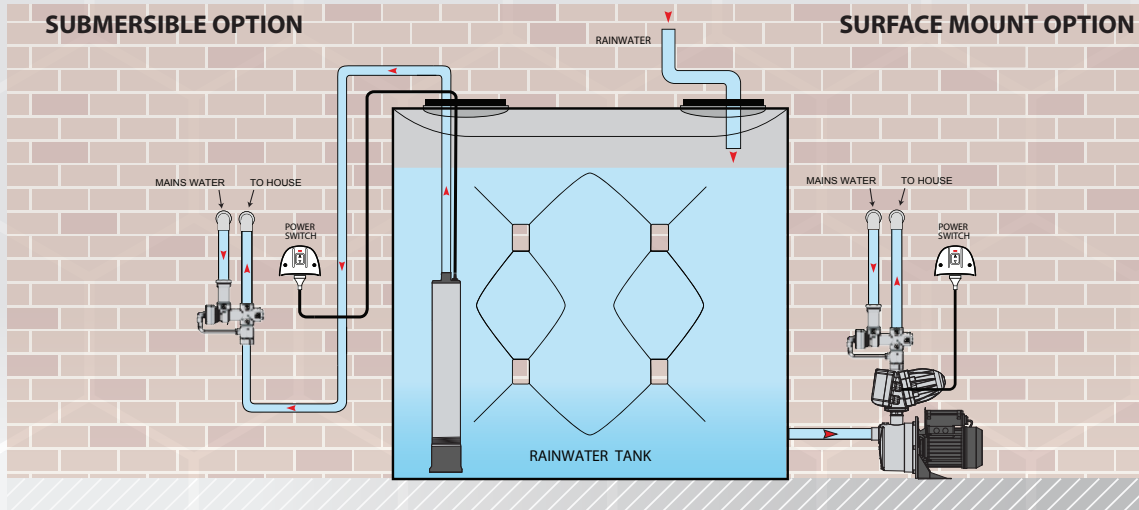
when installed by a licensed plumber

Note:

Should the static mains supply be greater than 400 kPa above the supply pressure of the pump, the device will not completely isolate mains water.



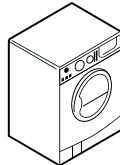
INSTALL GUIDE



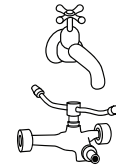
APPLICATIONS



Toilets



Laundry



Irrigation



WaterMark
ATS 5200.477 Lic WMKA22118

The MaxiSAVE MHR Series is a fully automatic Hydraulic rain/mains water changeover device designed for pressure pump supply systems for harvesting rainwater for the toilet, laundry and household applications with automatic mains backup.

The MaxiSAVE MHR Valve is designed to operate with an electronic pressure controller with auto restart not requiring a float switch. This design makes the MaxiSAVE MHR system very simple to install.

The MaxiSAVE MHR Valve comes with dual 1" outlets, which makes the MaxiSAVE system unique and ideal for domestic and commercial applications.

SELECTION GUIDE - Suitable for single and double storey homes			
Outlets	Surface Mount Options	Submersible Options	Flow Required
1-4	MHR550	MHR51	55L/min
4-6	MHR750 / MHR2-40	MHR51	65L/min
6-8	MHR1000 / MHR4-60	MHR52	80L/min
8-12	MHR4-60	-	130L/min

Call Maxijet Customer Service for Larger applications - 03 9336 1000