

ENGINE DRIVEN PUMPS

Honda Powered Pumps

MH SERIES

MH015HC



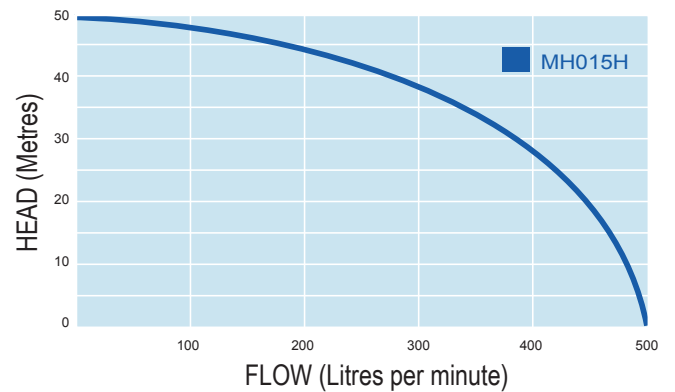
FIRE FIGHTING PUMP
W/ CARRY HANDLE

FIRE FIGHTING PUMP



MH015H

- self-priming to 8 metres
- engine with oil sensor

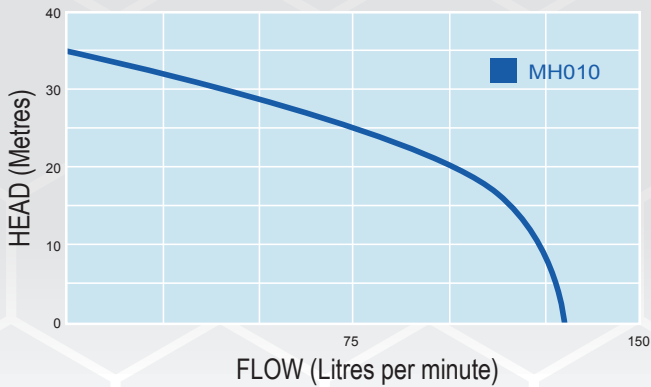


TECHNICAL DATA

Engine	Fuel Tank Capacity (L)	Suction Size	Discharge Size	Max. HEAD (m)	Max Flow Rate (L/min)	Pump Body	Fluid Handling	Weight (kg)
Honda GX160 5.5hp Recoil Start	3.6	1.5"	1 x 1.5" / 2 x 1"	50	500	Alloy	Water	26

MH010

- self-priming
- lightweight at 5.5kg
- includes sturdy rubber mounted base and carry handle



1" TRANSFER PUMP

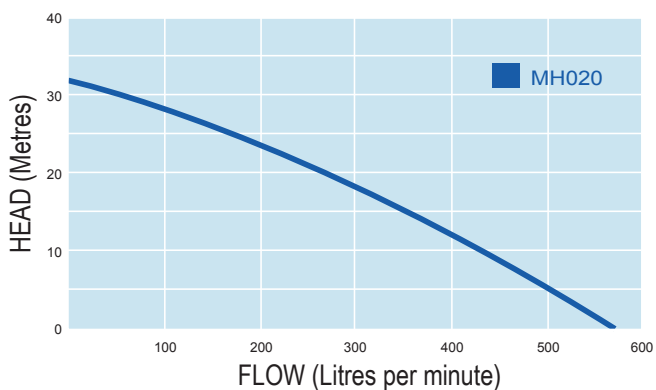


TECHNICAL DATA

Engine	Fuel Tank Capacity (L)	Suction Size	Discharge Size	Max. HEAD (m)	Max Flow Rate (L/min)	Pump Body	Fluid Handling	Weight (kg)
Honda GX25 1.1hp Recoil Start 4 Stroke	0.65	1"	1"	36	130	Alloy	Water	5.5

MH020

- self-priming to 8 metres
- includes roll frame
- engine with oil sensor



2" TRANSFER PUMP



TECHNICAL DATA

Engine	Fuel Tank Capacity (L)	Suction Size	Discharge Size	Max. HEAD (m)	Max Flow Rate (L/min)	Pump Body	Fluid Handling	Weight (kg)
Honda GX120 4.0hp Recoil Start	2.5	2"	2"	32	580	Alloy	Water	23

ENGINE DRIVEN PUMPS

Honda Powered Pumps

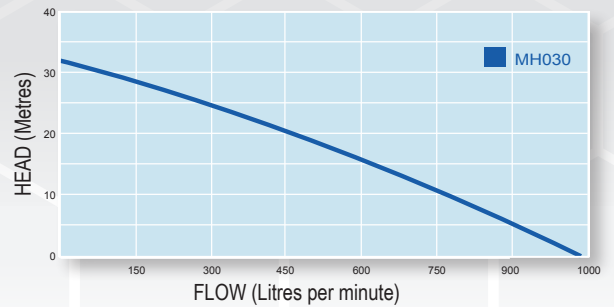
MH SERIES

3" TRANSFER PUMP



MH030

- self-priming to 8 metres
- includes roll frame
- engine with oil sensor



TECHNICAL DATA

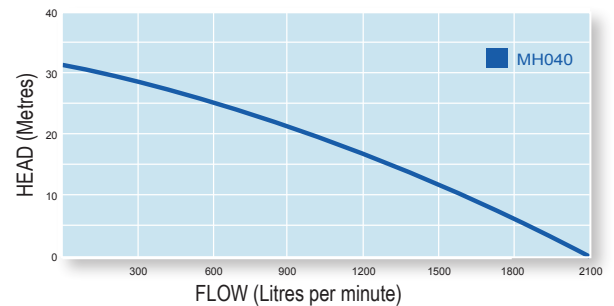
Engine	Fuel Tank Capacity (L)	Suction Size	Discharge Size	Max. HEAD (m)	Max Flow Rate (L/min)	Pump Body	Fluid Handling	Weight (kg)
Honda GX160 5.5hp Recoil Start	3.6	3"	3"	32	1000	Alloy	Water	27

4" TRANSFER PUMP



MH040

- self-priming to 8 metres
- heavy duty mechanical seal
- includes roll frame with rubber mounts



TECHNICAL DATA

Engine	Fuel Tank Capacity (L)	Suction Size	Discharge Size	Max. HEAD (m)	Max Flow Rate (L/min)	Pump Body	Fluid Handling	Weight (kg)
Honda GX240 8.0hp Recoil Start	6	4"	4"	31	2100	Alloy	Water	43