

SUBMERSIBLE PUMPS

Double Channel Submersibles

DB SERIES



Drainage pump with "Double-Channel" impeller for pumping charged waters and liquids with suspended solids; ideal for civil and household applications.

CONSTRUCTION FEATURES

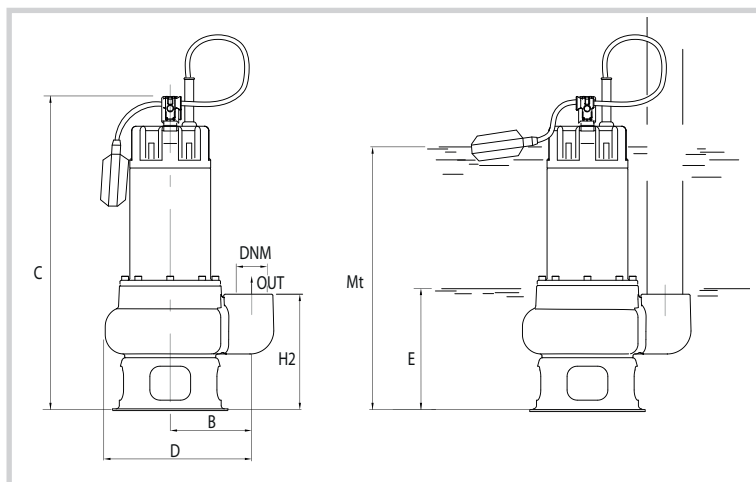
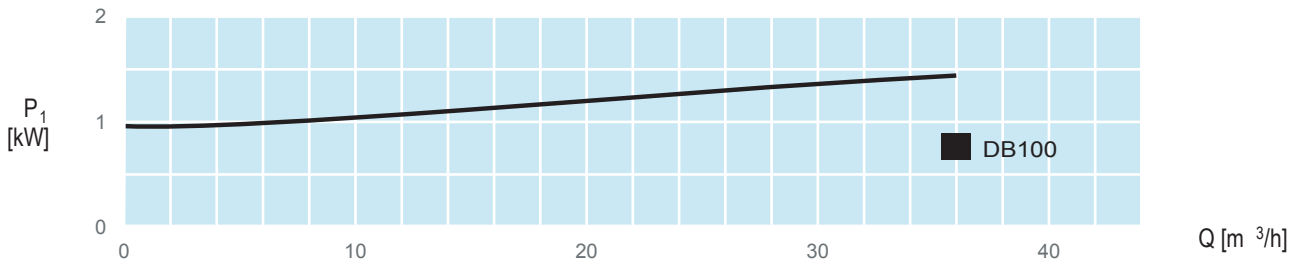
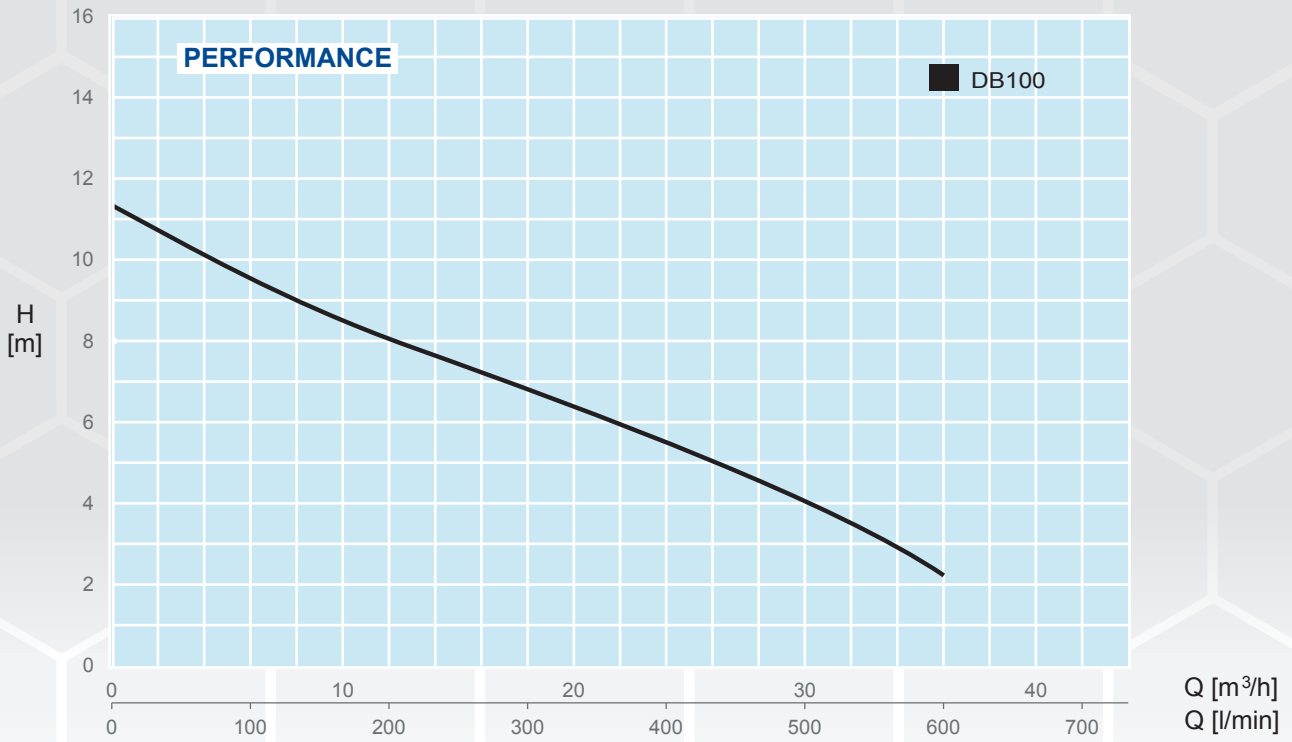
| | |
|---|--|
| Pump body | Cast iron |
| Shell, motor cover, base support | Stainless steel |
| Impeller | Stainless steel |
| Mechanical seal | Double seal with oil barrier; silicon carbide on pump side, ceramic-graphite on motor side |
| Motor shaft | Stainless steel AISI 430 |
| Passage of solids | Ø Max 50 mm |
| Depth of immersion | Max 5 m |
| Liquid temperature | 0 - 40 °C |
| Cable | H07 RNF, 10 m |
| A | Float switch |

MOTOR



| | |
|-------------------------------|---------------------------------------|
| 2 Pole induction motor | 1~ 240V-50Hz, With thermal protection |
| Insulation class | F |
| Protection degree | IP68 |

| Code | Description |
|----------|---|
| DB100-1 | HYJET 1350 Watt 240V 600 L/min 11m Head Vortex Submersible Pump |
| DB100-1A | HYJET 1350 Watt 240V 600 L/min 11m Head Vortex Submersible Pump with Float Switch |

| Type | | W | Ampere | | Q (m³/h - l/min) | | | | | | | |
|---------|---------|------|--------|--------|------------------|-----|-----|-----|-----|-----|-----|-----|
| 1~ | 3~ | | 1~ | 3~ | 0 | 6 | 12 | 18 | 24 | 30 | 36 | 39 |
| | | | 1x230V | 3x400V | 0 | 100 | 200 | 300 | 400 | 500 | 600 | 650 |
| | | | 50 Hz | 50 Hz | H (m) | | | | | | | |
| DB100-1 | DB100-3 | 1350 | 5.9 | 2.8 | 11.4 | 9.5 | 8.0 | 6.8 | 5.6 | 4.0 | 2.2 | - |



E: maximum emptying level
Mt: lowest level for continuous duty

| Type | Dimensions (mm) | | | | | | |  | | |  |
|--------------|-----------------|-----|-------|-----|-----|-----|------|---|-----|-----|---|
| | B | C | D | E | H2 | Mt | DNM | I | L | M | |
| DB100 | 142.5 | 461 | 247.5 | 185 | 170 | 390 | 2" G | 200 | 260 | 470 | 15 |